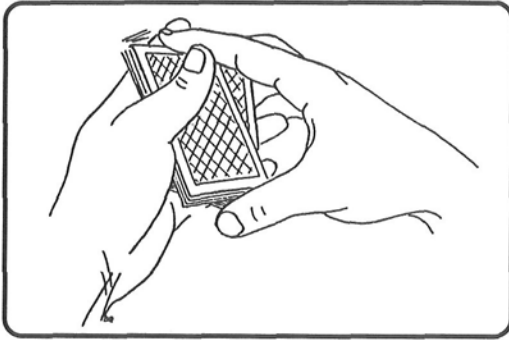
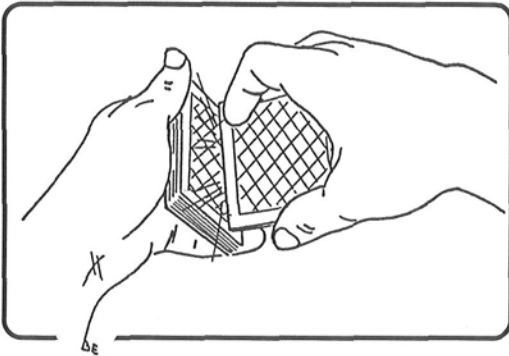


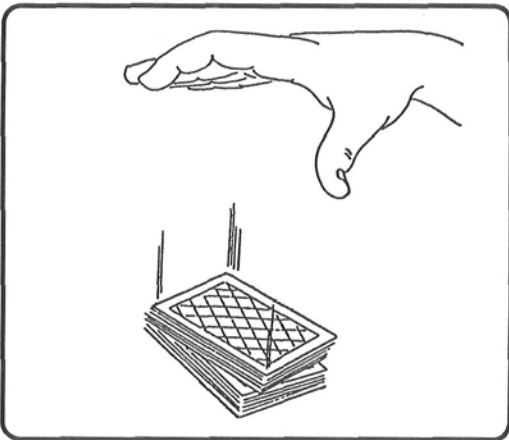
# The False Swing Cut



Hold the deck in left-hand dealing position. Then grasp it in right-hand end grip and begin a swing cut (page 27).



Carry out the cutting action, separating the packets. In this action, rotate the left hand at the wrist, turning it thumb upward and bringing its packet to a vertical position. Tap the left side of the right hand's packet against the top of the left hand's packet in a squaring action.



Drop the right hand's packet on the table, then take the left hand's packet in right-hand end grip and drop it onto the tabled packet. Let the unsquared status of the deck register. Then neatly square the tabled deck with both hands. (Refer ahead to page 107 for the preferred manner of doing this.) This extremely deceptive false cut is now completed and the deck is back in its original order.